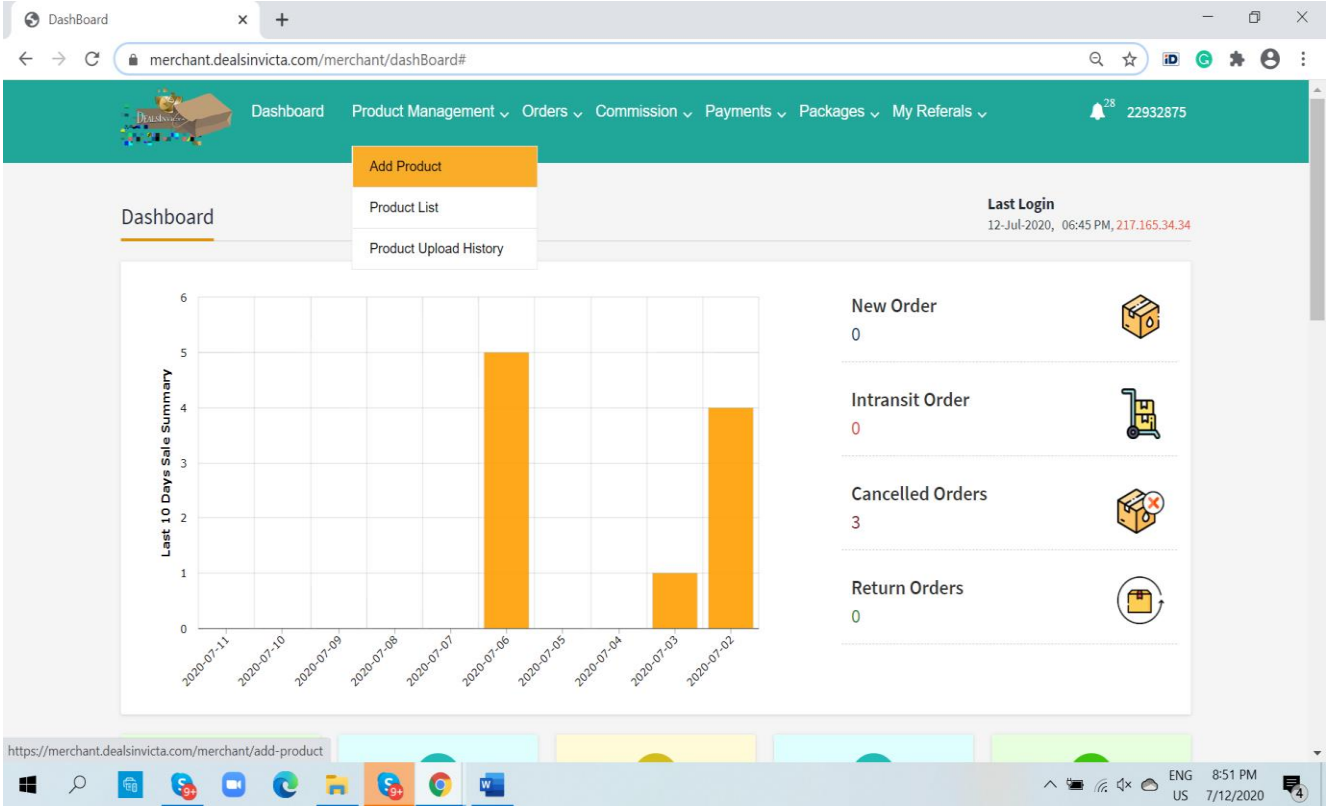
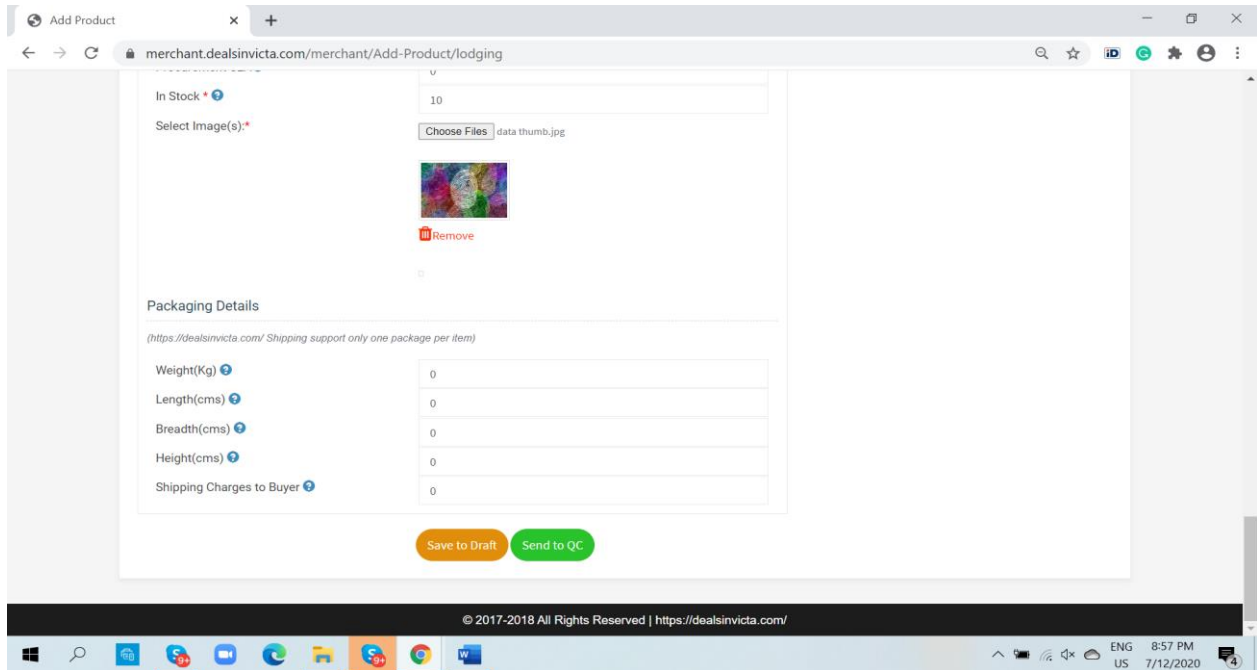


How to send a deal from draft to QC (Quality control by admin)?

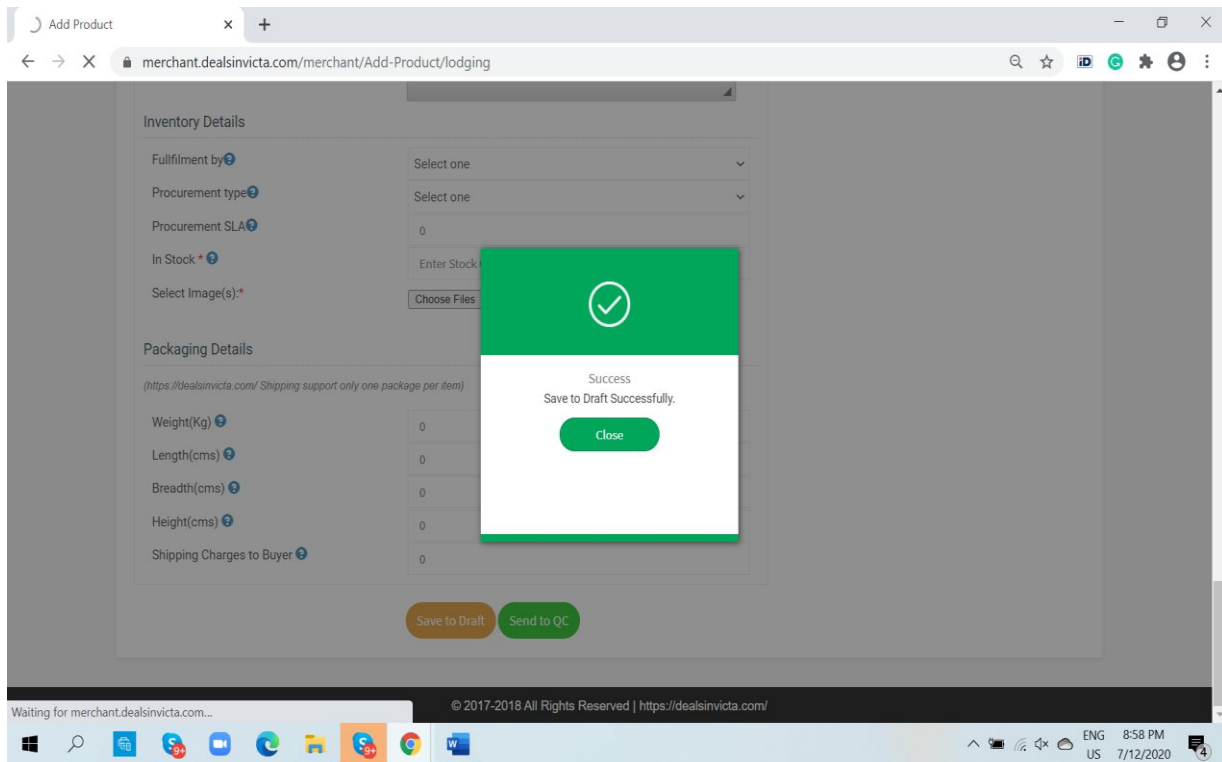
Go to <https://merchant.dealsinvicta.com/>.

Product Management- Add product and add the product that you want to sale.





After adding the product press :“Save to Draft”



You are able to see your draft product in Product management -Product upload history

merchant.dealsinvicta.com/merchant/Add-Product/lodging#

Dashboard Product Management Orders Commission Payments Packages My Referrals

28 22932875

Add Product

Product List

Product Upload History

Add Product

Note:-

- * In order to bulk upload click on product management -> Add Product
- * Before uploading any product please upload product image first.
- * Now download template for which category you want to bulk upload by clicking on download template.
- * Open downloaded template and fill required product data. Excel name should be same as downloaded file name. Same file name will be accepted by the software.
- * Now you can upload same file for upload. click on product management-> product bulk upload->browse file and click on excel file and upload.

Add New Product in Lodging [Change Product Category](#)

Listing Information

Product Code

Product Name

MANUFACTURING DETAILS

Manufacturer Details

Product Attributes

UNIT

Marketplace Charges

Admin 5

https://merchant.dealsinvicta.com/merchant/Single-Listing

With pressing “Preview” information about what the customer will see will be displayed.


Listing Dealsinvicta

dealsinvicta.com//p/hotel%20room/3jE9rqTQhJ4=

What are you looking for?

Sign In Cart

Home > Vacation > hotel room



hotel room

0★ | Write Reviews | Add to Wishlist

Sold By: Test 4.8/5 Sofia

€ 5

Check Availability Enter your Pincode

Shipping: € 0.00 Delivered Between 7-10 Business Days

Payment Options: (Credit Card/Debit Card/Netbanking Cash On Delivery)

Key Features

ADD TO CART Buy Now

Description


















ENG 9:03 PM 7/12/2020

Correcting or adding information will be carried out by pressing “View”

Product upload History

Single Listing Bulk Listing Image upload History

Filter By Status Search Category Search Product Name Search Product Code Search Reset

S.No.	View	Image	Product Name	Category	Product code	Created on	Last Processed on	Status	Remarks	Preview	Action
1			hotel room	Lodging	16	12-Jul-2020	12-Jul-2020	Draft			
2			test for draft	Hair Accessories	20	10-Jul-2020	10-Jul-2020	Draft			
3			test	Lodging	11	04-Jul-2020	04-Jul-2020	QC InProgress			Not Allowed
4			test	Causal Belts	10	04-Jul-2020	10-Jul-2020	QC InProgress			Not Allowed
5			Product In Qc Check	Coffee & Tea Maker	PRDQCCECK	03-Jul-2020	10-Jul-2020	QC InProgress			Not Allowed

Product Details

Update

Listing Information

Product Code 16

Product Name hotel room

Select Status Send In QC

Price Details

MRP 5 EUR

Discount 0 EUR

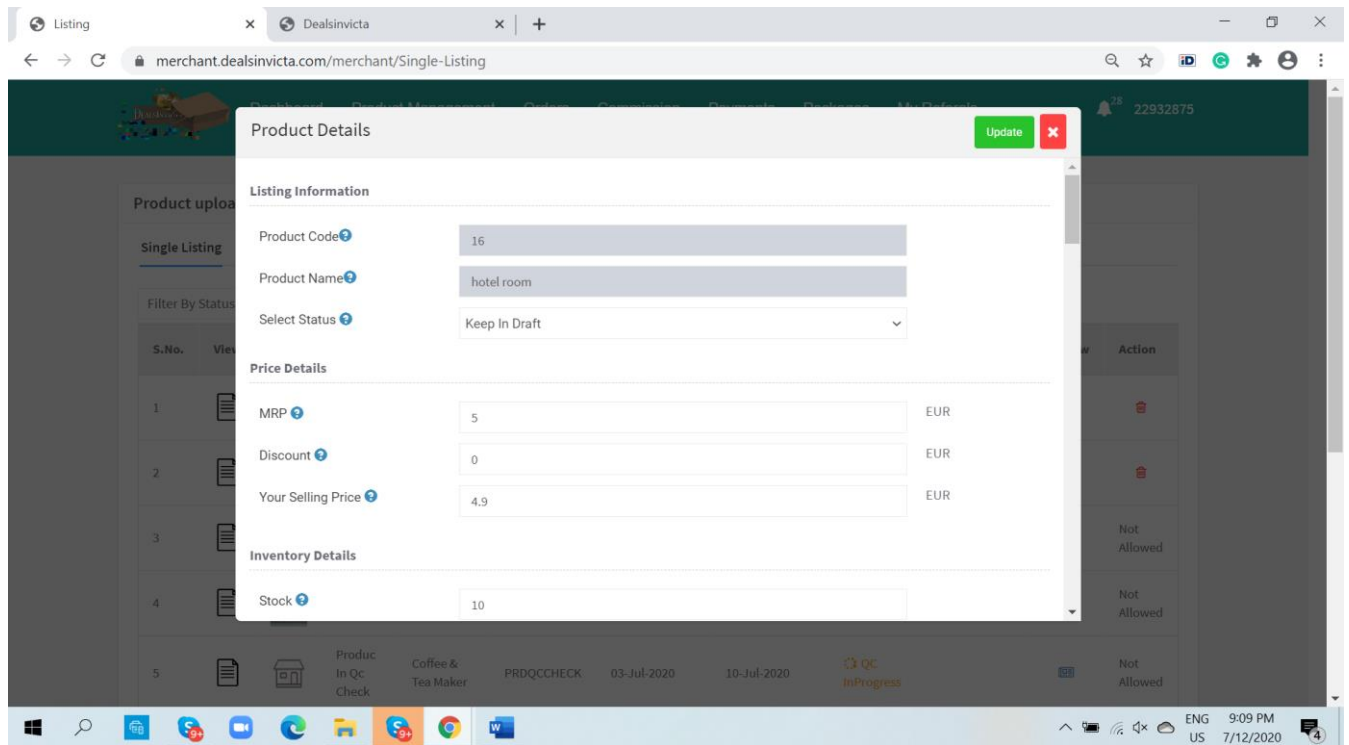
Your Selling Price 4.9 EUR

Inventory Details

Stock 10

Unlikely the product code, type of the product and tax, everything else is changeable.

Pressing Select Status, its option “Keep in Draft” gives you the opportunity to save the product in Draft after the update.



To submit your deal to QC just update what is necessary and press "Update".

FYI The option “Keep in Draft” needs to be chosen in order for the product to stay there. In other words by

default the product will be sent directly to QC if “Keep in Draft” is not selected.

The screenshot shows the merchant dashboard for DealsinVICTA. The top navigation bar includes links for Dashboard, Product Management, Orders, Commission, Payments, Packages, and My Referrals. The user ID is 22932875. A dropdown menu is open under 'Product Management', showing options for 'Add Product', 'Product List', and 'Product Upload History'. The 'Product Upload History' section is active, displaying a table of product uploads. The table has columns for S.No., View, Image, Product Name, Category, Product code, Created on, Last Processed on, Status, Remarks, Preview, and Action. The status of the products is 'QC InProgress'. A success message 'Success Product Updated Successfully' is overlaid on the table, with a 'Close' button.

S.No.	View	Image	Product Name	Category	Product code	Created on	Last Processed on	Status	Remarks	Preview	Action
1			hotel room	Lodging	16	12-Jul-2020	12-Jul-2020	QC InProgress			Not Allowed
2			test for draft	Hair Accessories	20	10-Jul-2020	10-Jul-2020	Draft			
3			test	Lodging	11	04-Jul-2020	04-Jul-2020	QC InProgress			Not Allowed
4			test	Causal Belts	10	04-Jul-2020	10-Jul-2020	QC InProgress			Not Allowed
5			Product In Qc check	Coffee & Tea Maker	PRDQCCKECK	03-Jul-2020	10-Jul-2020	QC InProgress			Not Allowed

The below image illustrates that the product is in QC, and it is waiting for the admin's approval. Now you are ready to make the product live on dealsinvicta.com and start your business.